

Inglés A1

Lesson 1: Hello!

✔ Vocabulario

hello | goodbye | good morning | good afternoon | good evening | sorry | goodnight | thank you | today | class | welcome | name | surname | man | woman | boy | girl | yes | no

✔ Gramática

Subject Pronouns | The Verb "Be" Affirmative

✔ Fonética

Alphabet. Be Present Tense Contractions.

✔ Diálogo

Introductions

Lesson 1: Hello!

Vocabulario

**hello****Pronunciación**

[hə'ləʊ]

Definición

(*exclam.*) Used as a greeting or to begin a telephone conversation.

Ejemplo

Hello how are you today?

**goodbye****Pronunciación**

[ˈɡʊdbaɪ]

Definición


(*exclam.*) Used when leaving or ending a telephone conversation.

Synonym: See you (soon).

(*abbrev.:* Bye, Bye-bye)

Ejemplo

Goodbye. See you soon!

**good morning****Pronunciación**

[ˈɡʊd 'mɔːnɪŋ]

Definición

(*exclam.*) Used as a greeting **before 12 p.m.**

Ejemplo

Good morning! Time for breakfast.

Lesson 1: Hello!

Vocabulario

**good afternoon****Pronunciación**

[gʊd'a:ftənu:n]

Definición*(exclam.)* Used as a greeting **between 12 p.m. and 5/6 p.m.****Ejemplo**

Good afternoon. What time does the shop close?

**good evening****Pronunciación**

[gʊd'i:vnɪŋ]

Definición*(Exclam.)* Used as a greeting **from 5/6 p.m or when the sun sets.****Ejemplo**

Good evening! How was work?

**sorry****Pronunciación**

['sɒri]

Definición*(adj)*

1. Feeling sad through sympathy for someone.
2. Feeling regret.
3. In a poor or pitiful state.

Ejemplo

I'm sorry, here is a flower.

Lesson 1: Hello!

Vocabulario

**goodnight****Pronunciación**


[gʊd'naɪt]

Definición

(*Exclam.*) Used when leaving, ending a conversation or going to sleep at the end of the day.

Ejemplo

Goodnight. Sleep well.

**thank you****Pronunciación**

['θæŋk ju:]

Definición

(*Exclam.*) An expression of gratitude.
(*Abbrev.*) *Thanks*

Ejemplo

Thank you for the beautiful flowers.

**today****Pronunciación**

[tə'deɪ]

Definición

1. (*noun*) This present day.
2. (*adv*) On or during this present day.

Ejemplo

What day is it today?

Lesson 1: Hello!

Vocabulario

**class****Pronunciación**

['kla:s]


Definición

(*noun*) A group of people or students who learn or are taught together.

Synonyms: Lesson, study group.

Ejemplo

I'm the teacher. Welcome to the class!

**welcome****Pronunciación**

['welkəm]

Definición

1. (*verb*) To greet someone in a polite, friendly way.
2. (*Exclam.*) Used to greet someone in a polite, friendly way.

Ejemplo

Welcome to my house!

**name****Pronunciación**

[neɪm]

Definición

(*noun*) A word, or words, used to refer to someone or something.

Ejemplo

My name is Alex. What's yours?

Lesson 1: Hello!

Vocabulario

**surname****Pronunciación**

[ˈsɜːneɪm]

Definición

(noun) A last name shared by all members of a family, different to a first name.

Ejemplo

My surname is Irish.

**man****Pronunciación**

[mæn]

Definición

(noun) An adult human male.

Ejemplo

He is a man.

**woman****Pronunciación**

[ˈwʊmən]

Definición

(noun) An adult human female.

Ejemplo

She is a woman.

Lesson 1: Hello!

Vocabulario

**boy****Pronunciación**

[bɔɪ]

Definición*(noun)* A male child.**Ejemplo**

He is a boy.

**girl****Pronunciación**

[gɜ:l]

Definición*(noun)* A female child.**Ejemplo**

She is a girl.

**yes****Pronunciación**


[jɛs]

Definición*(exclamation)* An affirmative response.**Ejemplo**

Yes, my name is Laura.

Lesson 1: Hello!

Vocabulario

**no****Pronunciación**

[nəʊ]

Definición*(exclamation)* A negative response.**Ejemplo**

No, my name isn't Paul.

Lesson 1: Hello!

Gramática: Subject Pronouns

I - They

We use **subject pronouns** before the verb.

	Singular	Plural
1st Person	I	We
2nd Person	You	You
3rd Person	He / She / It	They

Lesson 1: Hello!

Gramática: The Verb "Be" Affirmative

BE Present Tense Affirmative Singular.

1st Person Singular

I am Sam.

I'm Sam.

2nd Person Singular

You are Sue.

You're Sue.

3rd Person Singular

He is Tom.

He's Tom.

She is Daisy.

She's Daisy.

It is Tony.

It's Tony.

BE Present Tense Affirmative Plural

1st Person Plural

We are Fred and Jack.

We're Fred and Jack.

2nd Person Plural

You are Jane and Jim.

You're Jane and Jim.

3rd Person Plural

They are John and Mary.

They're John and Mary.

Lesson 1: Hello!

Fonética

The Alphabet part 1

A [*'eɪ*]
B [*'bi:*]
C [*'si:*]
D [*'di:*]
E [*'i:*]
F [*'ɛf*]
G [*'dʒi:*]
H [*'eɪtʃ*]
I [*'aɪ*]
J [*'dʒeɪ*]
K [*'keɪ*]
L [*'ɛl*]
M [*'em*]

The Alphabet part 2

N [*'ɛn*]
O [*'əʊ*]
P [*'pi:*]
Q [*'kju:*]
R [*'a:*]
S [*'ɛs*]
T [*'ti:*]
U [*'ju:*]
V [*'vi:*]
W [*'dəbəlju:*]
X [*'ɛks*]
Y [*'waɪ*]
Z [*'zed*]

Be Present Tense Affirmative Contractions Part 1

Cross out **first** letter of **second** word and connect with an **apostrophe**.

1st Person Singular & Plural

I am I + **am** + ' I'm ['aɪm]

We are We + **are** + ' We're ['wɪə(r)]

Be Present Tense Affirmative Contractions Part 2

2nd Person Singular & Plural

You are You + **are** + ' You're ['jɔː(r)]

3rd Person Singular & Plural:

He is He + **is** + ' He's ['hiːz]

She is She + **is** + ' She's ['ʃiːz]

It is I + **is** + ' It's ['ɪts]

They are They + **are** + ' They're ['ðeə(r)]

Lesson 1: Hello!

Diálogo



Introductions part 1

Anna

Hello. Who are you?

David

Hi, I'm David Taylor.

Anna

I'm Anna Richmond, the teacher. Welcome to the class, David.

David

Thank you.



Introductions part 2

Paul

Hi, my name's Paul.

Jessica

Hello, I'm Jessica.

Paul

Nice to meet you.

Jessica

Nice to meet you too!



Introductions part 3

Jessica

Hi, Paul.

Paul

Hi Jessica, *how are you today?*

Jessica

I'm fine, thanks. How are you?

Paul

I'm great, thanks!



Más lecciones interactivas con audios, videos y actividades en:

www.lingualia.com

También disponible en:

